



## 【Precautions】

There are electronic devices installed inside, do not open the case to avoid the risk of electric shock. Please read this [user manual] carefully before using the machine and follow the below points of operation base on the manual. Otherwise it may cause damage to product, or even cause injury to yourself or others at varying degrees.

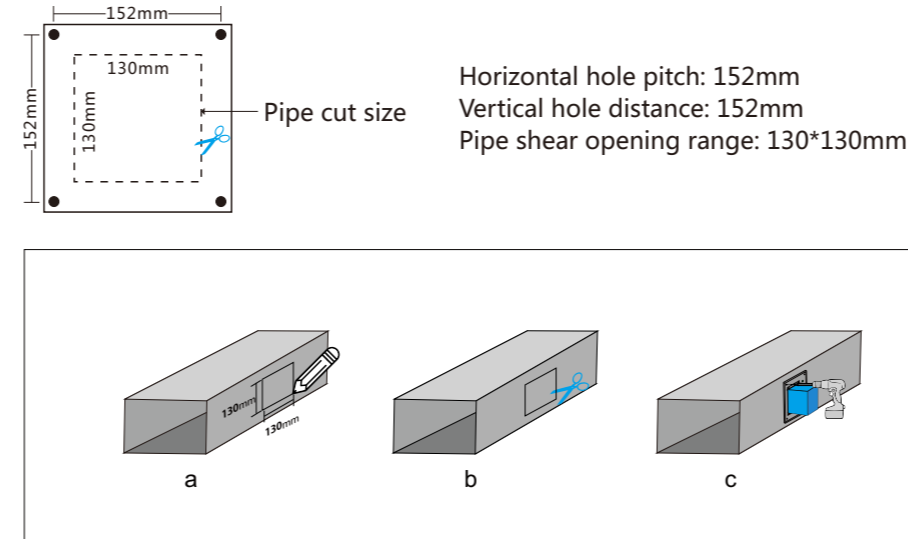
- This machine is designed for only indoor general using. Do not place it open-air or high temperature place.
  - Before operating the machine, make sure the power cord is firmly plugged into the power outlet, and place the power cord in a safe position. Do not touch, install or unplug the power cord with wet hands to avoid electric shock accidents.
  - Before unplugging the power cord, please turn off the machine power in the correct procedure, otherwise it may cause damage to the machine.
  - If don't use the machine for a long time, please unplug the power supply.
- Before operation, please check whether the air inlet and outlet positions of the machine are blocked.
- Do not put debris at the air inlet or outlet, because there is the fan installed inside with high-speed rotation, it may caused injured if touch it.
  - In order to ensure the best performance of the machine, do not place any obstacles within 1 meter nearby of the air outlet position and air introduction position.
  - The machine has precision components built inside. Don't open the case by yourself to avoid damage to the machine parts and may happen dangerous.
  - Do not dismantle the front wind panel or the chassis during machine is operating to avoid dangerous.
  - Pay attention to ventilation when using it together with fuel appliances. Please do not use machine in the kitchen.
  - Before cleaning the chassis of the machine, make sure turn off the power and unplug it of the machine. Only use cloth with a little clean water and clean it softly, don't use volatile cleaners.
  - Forbidding to place and using in the bathroom, otherwise it may cause electric shock.

## 【Use & Characteristics】

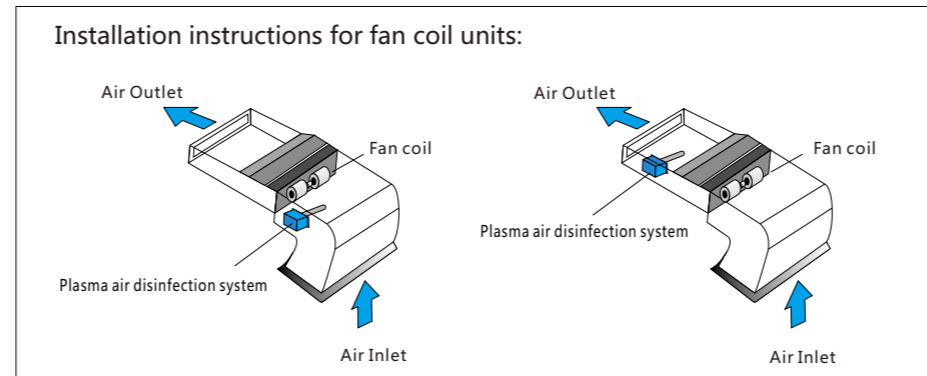
- Shell is Stainless Steel.
- Plasma ions generator play a long-lasting and active positive and negative ion purification effect.
- This product can be used for a long-term. (Suggest clean the ion tube about 8500 Hours later.
- Suitable for small central air-conditioning (FAN-coil) or ventilation system piping, food processing/ preservation, catering, office buildings, shopping malls, hotels and guest rooms, nursing homes, hospitals, public places, fresh air is not enough, prone to odor and bacteria places, etc.

## 【Pipeline Installation】

- Mark size 130\*130mm on the pipe.
- Using scissors or metal shears to cut of the marking areas
- Using self-acting screw to fix the equipment on the pipe.

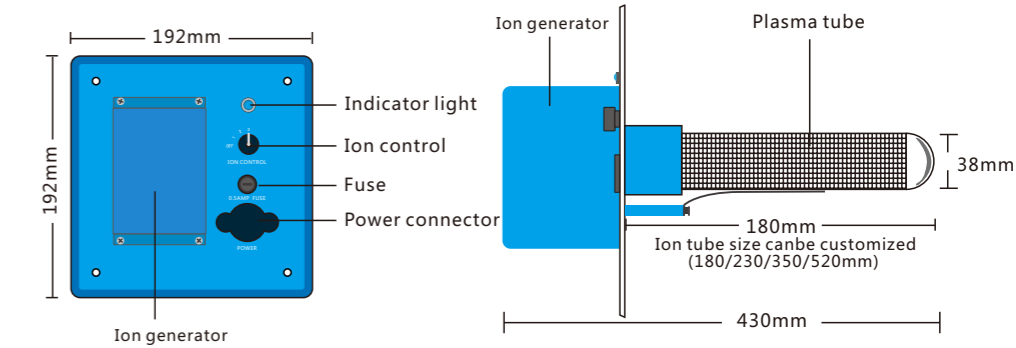


- If the space is not enough, the equipment can't be installed in the pipe, please see the other install method below
- Please choose the good airflow place
- Turn on the power, the indicator light is on.
- Rotary 1.2.3 switch to control ion quantity



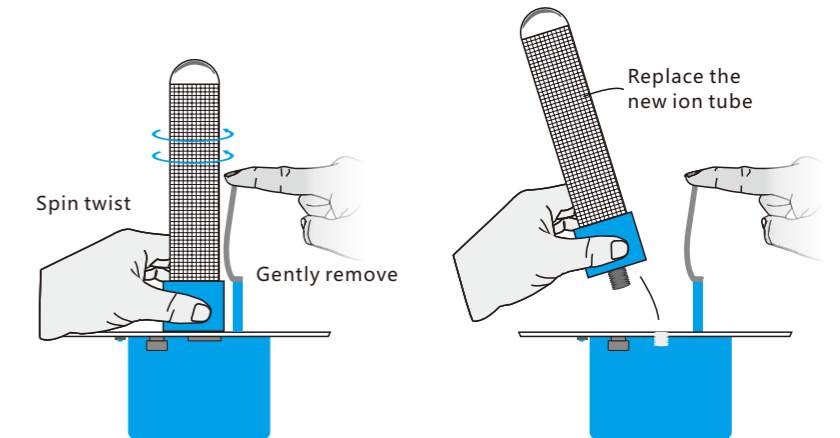
## 【Product Installation】

- Checking the product before install. plug in the power to test the equipment, If damaged in transit, please contact customer service in time
- This product should not be installed in the air temperature more than 60°, preferably in a well-ventilated position.



## 【Replace the ion tube】

**Note: Unplug the power before operation!**



1. Gently move away the power sheet metal, Pinch the ion tube counterclockwise twist for a few turns, you can take it out.

2. Take the new ion tube clockwise twist. it can be fixed, put back the power sheet metal on the ion tube, the replacement is completed.